

ዓዓዓዓዓዓዓ ዘገገገገገገ ዓዓዓዓዓዓዓ ፓፓፓፓፓ

Toto Alphabet Primer - draft: April 2023

৩৩৩৩৩৩ ৪৪৪৪৪৪ ৫৫৫৫৫৫ ৬৬৬৬

Toto Alphabet Primer - draft: April 2023

These stories were written by Toby Anderson and community members.
Thanks to Shri Dhaniram Toto for his Toto alphabet design.


















Toto
Alipurduar, West Bengal, India
















<http://creativecommons.org/licenses/by/4.0/>

You are free to make commercial use of this work. You may adapt and add to this work. You must keep the copyright and credits for authors, illustrators, etc.

ԳԳԳՐՅՐԳ ԿՂՂԼՐԾԳ

consonants					
Զ  ՉԼՐԼ	Ք  ՔԾԳԼԿԵ	Գ  ԳԼԿՅ	Ծ  ՃԿԱԾ	Ր  ՐԾՐԼ	Ց  ՑԵՂԼԴ
Ս  ՍՅՐՅ	ՕՕ  ՕՕԼՐԾ	Օ  ՕԳՐԼ	Լ  ԼԼ	Վ  ՎԾԿԾՕ	Մ  ՄԿՑ
Չ  ՉԿԻՅ	Ձ  ՁԱԿՅ	Ն  ՆԼՃԼԼ	Կ  ՍԿՅ	Ղ  ՂԼՂԼ	

vowels				
Ա  ԱԼՕՅ	Է  ԷՅԴԼ	Օ  ՕԾՕԳԹ	Պ  ՊՅՊՅ	Ս  ՄԵՕՂՅ
Թ  ԹԳԼ	Ի  ՂԵՂԼ	Շ  ՍՇՐԾ	Ղ  ՂՇ	Գ  ԳԳՂԿԳ
		Ի  ՕՕԻԳԼ	Ի  ԻՂԵՂԼ	Լ  ԼՐԼ

Teacher's notes

Each lesson in this primer is on 2 pages. This will provide you with 30 min of Toto literacy learning activities - which you can divide into 2 lessons. This book can be used as a textbook for students or as a teacher copy.

Before the students come for the lesson: Write the word and story on the board. Also write the key word and key letter at the top in a large size.

For the first lesson time (15 min):

1) Introduce the lesson word. Read it, sound it out and write it on the board. Look at the picture. Invite the students share other stories or information they know about the lesson topic.

Ask them to guess what the story might be about.

2) Point to the big letter and introduce the sound. Ask all the students to make the sound with you.

3) Trace your finger over the letter (starting at bottom left). Ask all the students to draw the letter in the air with their finger while making the sound. (If you demonstrate writing in the air you must face away from the students – towards the board)

4) Say “The word ‘ama’ has the sound ‘a’” (Say the sound that the letter makes, not the name of the letter. Change the word and sound according to the lesson) Point to the word under the picture and say it clearly two or three times.

5) Slowly read the story pointing to each word as you read. You can pause in reading - what do you think will happen?

6) Ask the students simple questions about the nouns in the

story e.g. for lesson 1 "What is the mother doing?" "What does the person want to eat?"

7) Ask "What do you like about the story?" OR "How does this story make you feel?"

8) Second time reading you invite the students to read it with you.

9) Ask one student to come to the board and underline all the " letters in the story. (You could divide it up so someone underlines the sounds at beginning of words, someone underlines the sound at end and someone underlines when the sound is in the middle)

10) Ask "What other words start with / end with / have 'a'" (replace with the sound of the lesson) Accept any correct answers.

11) Ask the students to listen carefully for the lesson sound as you read the story again. Read it slowly again pointing to every word as you read. As you read emphasise the lesson sound.

For the second lesson time (15 min):

1) Together slowly read the story pointing to each word as you read.

2) Rub out some letters in words and read together again. Ask students to come and fill in the missing letters.

3) Point to the picture and ask “What sound does the word ‘ama’ begin with / end with / have?” After receiving an answer point at the first ‘a’ in ‘ama’ under the picture. “Yes, here is the ‘a’.”

4) Ask a student to underline all the words that start with ‘a’ in

the story. When they have done it, point to each underlined word and read it clearly.

5) Go to the second page of the lesson and go through the word broken down into the sounds. Read line by line.

6) Then go through the sounds in the first box. Point to a sound and check the students are confident making the sounds.

7) Ask the students to think of other words that end in the lesson sound.

8) Go to the second box - “Here are some more words that start with (the sound). Now point to the first phrase in the box and get all the students to say it’, then point to the next phrase and so on. The students are connecting this sound with its written form. Don’t emphasise the other letters at this stage. Following lessons will build on this knowledge.

- 9) Ask the students to write the letter five times on paper, they should say the sound each time they write the letter.
- 10) Ask the students to clap each time you read a word starting with the letter. Read the story again slowly, pointing to each word as you read, and emphasising when the sound comes at the start of words.
- 11) Go through key words in the story and break them up into their parts. You can explain any grammar and tenses as you go.

Extension activities when students are ready:

- 1) Give students the beginning of a sentence from the story where they can write their own ending.
- 2) Students can also try to write their own sentences.
- 3) Students can try to write letters, words, then they can create

their own sentences and stories. Students can read each other's stories or read out loud to class. Teacher can provide simple correction and lots of praise

How to create fluent readers:

- 1) Students select their own lesson to read. They read silently to themselves.
- 2) Then they agree on who will be the first reader. The first student reads to the second student.
- 3) The first reader self evaluates - how well did I read?
Fantastic, Good, Fair, not so good, Terrible.
- 4) Then the first student rereads the passage and the 2nd student tells the partner how the reading improved.
- 5) Then the first student reads the passage for the 3rd time.

6) Now it is the second reader's turn to read the 3 times with the feedback process as above.

Happy Teaching!

ꠘꠕꠔꠗꠒꠑ ꠒꠒꠒꠕꠔꠗꠒꠑ

Λ

ΛΠΛ

ΛΠΛ

ΛΠ

Λ

Λ

ΠΛ

ΛΠΛ


Λ	Π	Λ
Λ	Π	Π
Π	Λ	Λ

Π	Λ	ΠΛ
ΛΠ	ΠΛ	Π
Λ	ΛΠΛ	Λ

Lesson 2 (ዕለት 2)

Toby Anderson (ግጥም)

ግጥም



ግጥም ግጥም ግጥም ዕለት 2.

ግጥም ግጥም ግጥም ግጥም ግጥም ግጥም ግጥም.

ግጥም ግጥም ግጥም ግጥም.

How many sheep do I have?

What makes you smile?

᠒, ᠮ

᠒ᠮᠢ᠋ᠠ

᠒ᠮᠢ᠋ᠠ

᠒ᠮ

᠒

᠒

᠒ᠮ

᠒ᠮᠢ᠋ᠠ

᠒

ᠮ

ᠢᠠ

ᠠ

᠒

ᠮ

ᠢᠠ

ᠠ

ᠠᠢ

ᠢᠠᠮ

ᠢᠠ

᠒ᠠ

᠒ᠮ

ᠠᠮ

ᠠᠠᠠ

᠒ᠮᠢ᠋ᠠ

᠒ᠮ

ᠢᠠ

Lesson 3 (ጊዜ 3)

Toby Anderson (ግጥም)

ግጥም



ግጥም ግጥም ግጥም ግጥም ግጥም.

ግጥም ግጥም ግጥም ግጥም.

ግጥም ግጥም ግጥም ግጥም.

What will I do with the eggs?

What meal do you like to eat with eggs?

ρ, ⊙

ρ⊙ρ⊙

ρ⊙ρ⊙

ρ⊙

ρ

ρ

ρ⊙

ρ⊙ρ⊙

ρ

⊙

ρ

ρ

∧

ρ

⊙

⊙

ρ

ρ⊙

ρ⊙

ρ⊙

ρ⊙

ρ∧

ρ⊙

ρ⊙ρ⊙

ρ⊙

ρ⊙

Poem

ՐԱՅՈՒՆ



ՄԱՅՈՒՆ, ՎԱՅՈՒՆ,
ՄԱՅՈՒՆ, ՎԱՅՈՒՆ.
ՐԱՅՈՒՆ,
ՎԱՅՈՒՆ
ՄԱՅՈՒՆ.



ᐅᐅᐅᐅᐅ

ᐅᐅᐅᐅᐅ

ᐅᐅᐅ

ᐅ

ᐅ

ᐅᐅᐅ

ᐅᐅᐅᐅᐅ

ᐅ	ᐅ	ᐅ
ᐅ	ᐅ	ᐅ
ᐅ	ᐅ	ᐅ

ᐅᐅ	ᐅᐅᐅ	ᐅᐅ
ᐅᐅ	ᐅᐅᐅ	ᐅᐅᐅ
ᐅᐅᐅᐅᐅ	ᐅᐅᐅ	ᐅᐅᐅ

Lesson 4 (፳፭፻፱)

Toby Anderson (፻፱፻፺፯)

አዲስ



ወላጅህን ለዲዳኝ ጽሁፊ ጻፍኝ።

ወላጅህን ለዲዳኝ ፓጋ ጻፍኝ።

አዲስ ስራዎች ጻፍኝ።

ሆስ ለዲዳኝ ለዲዳኝ ጻፍኝ።

What does my father do? What do you like to do with your father?



ΛQΛ

ΛQΛ

QΛ

Q

Q

QΛ

ΛQΛ

Λ

Q

Λ

ΛQ

QΛ

QΛ

Q

Λ

Q

QΛQΛ

QΛQΛ

QΛ

Q

Λ

Q

QΛQΛ

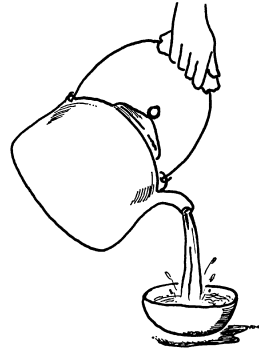
ΛQΛ

QΛ

Lesson 5 (ዕለቱ)

Toby Anderson (ግጥም)

ግጥም



ቦል ግጥም ግጥም ግጥም ግጥም ግጥም.

ቦል ግጥም ግጥም ግጥም ግጥም.

ቦል ግጥም ግጥም ግጥም ግጥም.

ቦል ግጥም ግጥም ግጥም ግጥም.

How did the tea become cold?

What is your favourite tea recipe?

ó

ᐃᐱᐱᓐ

ᐃᐱᐱᓐ

ᐱᓐ

ó

ó

ᐱᓐ

ᐃᐱᐱᓐ

ᐃ

ᐱ

ᐱ

ᐱ

ó

ᐱ

ó

ᓐ

ᓐ

ᐱó

ᓐᓐ

ᓐó

ᐱᐱ

ᓐᓐ

ᓐó

óᓐ

ᓐᐱ

ᓐᓐ

ᑭ, ᐱ, ᑭ

ᑭᐱᑭᐱ

ᑭᐱᑭᐱ

ᑭᐱ

ᑭ

ᑭ

ᑭᐱ

ᑭᐱᑭᐱ

ᑭ

ᐱ

ᑭ

ᑭ

ᑭ

ᑭ

ᑭ

ᑭ

ᐱ

ᑭᑭ

ᐱᑭ

ᑭᐱ

ᑭᐱ

ᑭᐱ

ᑭᑭ

ᐱᑭ


ᑭᐱ

ᑭᑭ

Numbers

MG Anderson (ጎጥ ደጃ)

ጦጦ ጦጦ




ጦጦ ጦጦ ጦጦ ጦጦ ጦጦ ጦጦ ጦጦ.
ጦጦ ጦጦ ጦጦ ጦጦ ጦጦ ጦጦ ጦጦ ጦጦ,
ጦጦ ጦጦ ጦጦ ጦጦ ጦጦ ጦጦ ጦጦ ጦጦ,
ጦጦ ጦጦ ጦጦ ጦጦ ጦጦ ጦጦ ጦጦ ጦጦ,
ጦጦ ጦጦ ጦጦ ጦጦ ጦጦ ጦጦ ጦጦ ጦጦ!

Count to seven



ጻፎጻፍ የለገገ ጻፎ.
 ጻፎ ለጻፎጻፍ ጻፎ.
 ጻፎጻፍ በለ ጻፎጻፍ የጻፍ ጻፎጻፍ.
 ጻፎጻፍ በለ ጻፎጻፍ ጻፎጻፍ ጻፎጻፍ ጻፎጻፍ.
 ጻፎጻፍ የለገገ ጻፎ.
 ጻፎ ለጻፎጻፍ ጻፎ.

Empty rectangular box for notes or additional text.



ፓፅፀ ፓህዕጻን ዋጅፊፊ ፓሌዋላፓፅ.

ላፓህ ፓህዕጻንጻጻ ጻላጻላ ላፊፊ ፋጻፊፊ ላጸላጻጻጻጻ ጊላሌሳሳ.

ላጸላ ስላ ፓሌዋጻጻ ጊፅፅፅፅ ፓዝጻጻ ጻፊፊፊ ዋጅፅፅ.

Why was the girl happy? What can you use a banana plant for?



ᄃᄅᄆᄇ

ᄃᄅᄆᄇ

ᄃᄅᄆ

ᄃ

ᄃ

ᄃᄅᄆ

ᄃᄅᄆᄇ


ᄃ	ᄅ	ᄆ
ᄅ	ᄃ	ᄇ
ᄇ	ᄇ	ᄃ

ᄇᄅ	ᄇᄃ	ᄇᄇ
ᄃᄅ	ᄆᄅᄃ	ᄅᄃᄅ
ᄅᄆ	ᄃᄅᄆ	ᄇᄅ

Lesson 7 (ዕለት 7)

ዕለት 7 ለሰዓት 1 ለሰዓት 1 ለሰዓት

ጊዜ



ቦታ ማግኘት ለማድረግ ጊዜ ማግኘት ለማድረግ
ለሰዓት 1 ለሰዓት 1 ለሰዓት ማግኘት ለማድረግ
ጊዜ ማግኘት ለማድረግ ቦታ ማግኘት ለማድረግ.

Question 1:

Question 2:



ጌሎዕን

ጌሎዕን

ዕዕን

ጌ

ጌ

ዕዕን

ጌሎዕን

ላ

ጒ

ጐ

ጌ

ጒ

ጒ

ዕ

ጐ

ጒ

ጌላ

ጒጒ

ጌጐ

ጒጒ

ጒጒ

ጒላጌጐ

ዕዕን

ጒላጒላጒ

ጒጒጒላ



ቃለገለገል

ቃለገለገል

ቃለ

ቃ

ቃ

ቃለ

ቃለገለገል

ቃ

ለ

ገ

ቃ

ቃ

ቃ

ቃ

ቃ

ገ

ቃለ

ገለ

ቃለ

ቃህ

ቃገለ

ቃፀ

ቃለፊ

ቃለ

ቃለገለገል



ㄴㅏㅑ

ㄴㅏㅑ

ㄴㅏ

ㄴ

ㄴ

ㄴㅏ

ㄴㅏㅑ

ㄴ ㅏ ㅏㅑ


ㅑ ㅏㅑ ㄴ

ㄴ ㅏ ㅏㅑ

ㄴㅏ ㅏㅑ ㅑ

ㅑㅏ <ㅏ ㄴㅏ

ㅑㅑㅏ ㅏㅑ ㅑ



የፅዕሊ ግድ ወይም የገቢ ለማግኘት ግብር ያሰጥበት ጊዜ ይህ ምን ዓይነት ገቢ ለማግኘት ይሞክራል። የገቢው ምን ዓይነት ገቢ ለማግኘት ይሞክራል። ለሌሎች ምን ዓይነት ገቢ ለማግኘት ይሞክራል።

Where does the goat go? Why might a goat want to go to school?

ð

ðƆΛ

ðƆΛ

ð

ð

ðƆΛ

ð	Ɔ	Λ
Ɔ	ð	ó
Ɔ	Ɔ	ð

Ɔð	ƆΛ	Ɔð
ƆðƆΛ	ðƆΛ	ðƆ
ƆðƆΛ	ðƆ	ðó

Revision 2 (ዕድገት)

ጊዜያዊ የጥያቄ ደብዳቤ

ጥያቄ



ጊዜያዊ የጥያቄ ደብዳቤ ለጥያቄ ጥያቄ ጥያቄ.

ጊዜያዊ የጥያቄ ደብዳቤ የጥያቄ ደብዳቤ የጥያቄ ደብዳቤ. ጊዜያዊ የጥያቄ ደብዳቤ የጥያቄ ደብዳቤ "የጥያቄ ደብዳቤ" የጥያቄ ደብዳቤ.

ጊዜያዊ የጥያቄ ደብዳቤ ለጥያቄ የጥያቄ ደብዳቤ የጥያቄ ደብዳቤ.



ଉତ୍ତର

ଉତ୍ତର

ଉତ୍ତ

ଉ

ଉ

ଉ

ଉତ୍ତର

ଉ

ଋ

ଌ

ଊ

ୠ

ୡ

ୢ

ୣ

୤

ଉତ୍ତର

ଉ

ଉତ୍ତର

ଉତ୍ତ

ଉତ୍ତ

ଉ

ଉତ୍ତ

ଉ

ଉତ୍ତ

Lesson ᐱᐅᐱᓃ (11)

ᐅᐅᐱᐱᐱ ᐅᐅᐅᐅ ᐱᐱᐱ ᐱᓃᐅᐱᐅ

ᐱᐱᐅᐅ



ᐱᐅᐅ ᐱᐱᐅᐅ ᐅᐱᐅᓃ.

ᐅᓃᐱᐅᐅ ᐱᐱ ᐱᐱᐱᐱᐅ ᐅᐱ ᐅᓃᐅᐅᐱᐱᓃ.

ᐱᐅᐅ ᐱᐱᐅᐅ ᐅᐱᐅᓃ.

ᐅᐅᐱᐅᐅᐅᐅ ᐱᐅᐅ ᐅᓃᐱᐅᐅᐅᐅ ᐱᐱᐅᐅ.

9

$p \wedge q$

$p \wedge q$

q

9

9

q

$p \wedge q$

9

\wedge

p

q

q

q

\wedge

p

9

p

p

q

9

\wedge

q

q

\wedge

q

H

ዘገጠገገ

ዘገጠገገ

ዘገጠ

H

H

ዘገጠ

ዘገጠገገ


ገ	H	ጠ
ገገ	ገገ	ገገ
ገገገ	ገገገ	ገገገገ

ገገ	ገገ	ገገገ
ገገገገ	ገገገገ	ገገገገገገ
ገገገገ	ገገገገገገ	ገገገገገገገገ

Lesson 40 (13)

ԱՐԴՆԱԳՅՐ ԳԳԳԳ ԱԼԱ ԶԱՅՆ

ՕՕՆՆ



ՕՕՆՆ ԳՅՐԱ ՄԱՅՆ.

Ա ԾՄ ԱԳՆՆ ՕՕՆՆ ԱՐԱՐԳ ՄԱՅ

ԱԳ ՕՕՆՆ ԱԼ ԼԻՆՆ

ՐԱՐՅ ԳՆՆԱ ՕՕՆՆ ՐԳՅՆՆ ՎԱՅ.

óó

óóΛΤΛ

óóΛΤΛ

óóΛ

óó

óó

óóΛ

óóΛΤΛ

óó

Τ

Ϟ

Λ

Η

Π

Ξ

Ó

Φ

ΤΛ

ΦΞ

ΡΘ

óóΛ

λλóóΞ

óóΛΤΛ

ΠΛ

óóΛλλ

óóΞ

Lesson ᐱᕐᕐᕐ (14)

ᐱᕐᕐᕐ ᐱᕐᕐᕐ

ᐱᕐᕐᕐ



ᐱᕐᕐ ᐱᕐᕐ ᐱᕐᕐ ᐱᕐᕐ ᐱᕐᕐ ᐱᕐᕐ ᐱᕐᕐ ᐱᕐᕐ.

ᐱᕐᕐ ᐱᕐᕐ ᐱᕐᕐ.

ᐱᕐᕐᐱᕐᕐ ᐱᕐᕐ ᐱᕐᕐ ᐱᕐᕐ ᐱᕐᕐ ᐱᕐᕐ ᐱᕐᕐ ᐱᕐᕐ ᐱᕐᕐ.

ᐱᕐᕐ ᐱᕐᕐᐱᕐᕐ?

ᐱᕐᕐ ᐱᕐᕐᐱᕐᕐ?



ᐃᐅᐃ

ᐃᐅᐃ

ᐃᐅ

ᐃ

ᐃ

ᐃᐅ

ᐃᐅᐃ

ᐃ

ᐅ

ᐃ

ᐅ

ᐅ

ᐅᐅ

ᐅ

ᐅ

ᐃ

ᐃᐅ

ᐅᐅ

ᐅᐅᐅ

ᐅᐅᐅ

ᐅᐅᐅᐅ

ᐅᐅᐅᐅᐅ

ᐅᐅᐅᐅᐅ

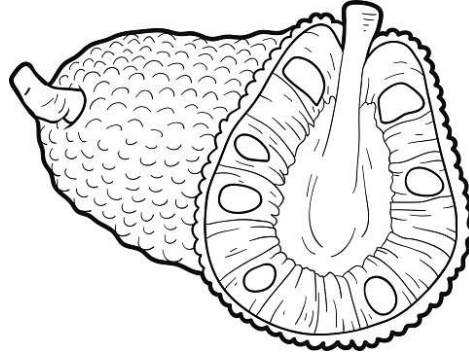
ᐅᐅᐅᐅᐅᐅ

ᐅᐅᐅᐅᐅᐅᐅ

Lesson 407 (15)

ጊለዓገለ ዓዓዓ ለጊለ ለዕዕጊላዕ

ፀዚሐ



ፀዚሐዎ ዕዕዓጊሐ ያለ ጊህገጊሐ ገህጋጃ ዓዓጊሐ ልለገጃ.

ጃ ፀለዚሐዎ ዕዕዓጊሐ ባለ

ዓጋሐዎ ዓጋዓ ጊሐጋገገለ ዓለዓለገጃ.



오

오

오

오

오

오

오

오

우

우

우

우

우

우

우

우

오

오

오

오

오

오

오


오

오

Revision ፴፭ (3) - ለግድ

፴፭፻፱ ዓ.ም.

የግድ ግድ



የግድ ግድ ግድ ግድ ግድ
ግድ ግድ ግድ ግድ ግድ
የግድ ግድ ግድ ግድ ግድ.

ግድ ግድ ግድ ግድ ግድ ግድ ግድ ግድ ግድ ግድ,
ግድ ግድ ግድ ግድ ግድ ግድ ግድ ግድ ግድ ግድ.



ႱႮႰႰႰ

ႱႮႰႰႰ

ႱႮ

Ⴑ

Ⴐ

ႰႰႰ

ႱႮႰႰႰ

Ⴑ

Ⴐ

Ⴐ

Ⴎ

Ⴐ

ႰႰ

Ⴐ

Ⴐ

Ⴐ

ႰႮ

ႱႮႰႰႰ

ႰႰ

ႰႮႰႰႰ

ႰႮ

ႰႰ

ႰႮ


ႰႮႰႰ

ႰႰ

Lesson ᐱᐅᐱᐅ (16)

ᐱᐅᐱᐅ ᐑᐑᐑᐑ, ᐅᐅᐅᐅᐱ ᐑᐑᐑᐑ

ᐱᐅᐱᐅ



ᐱᐅᐱᐅ ᐅᐅᐅ ᐱᐅᐅᐅᐅ ᐅᐅᐅᐅᐅ ᐱᐱ ᐅᐅᐅ ᐅᐅᐅᐅ ᐅᐅᐅᐅᐅ.
ᐱᐅᐅ ᐱᐅᐅᐅᐅ ᐱᐱ ᐅᐅᐅᐅᐅ ᐅᐅᐅᐅᐅᐅᐅ, ᐱᐅᐅᐅᐅ ᐱᐱ ᐱᐅᐅ
ᐱᐅᐅᐅᐅᐅᐅ ᐅᐅᐅ ᐱᐅᐅ ᐅᐅᐅᐅᐅ.
ᐱᐅᐅ ᐱᐅᐅ ᐱᐅᐅᐅᐅᐅᐅ ᐅᐅᐅᐅᐅᐅ ᐅᐅᐅᐅᐅ ᐅᐅᐅᐅᐅᐅᐅ.

ᐱᐅᐅ ᐱᐅᐅᐅᐅ ᐱᐱ ᐱᐅᐅ ᐅᐅᐅᐅᐅᐅᐅ?
ᐱᐅᐅ ᐱᐱ ᐱᐅᐅᐅᐅᐅᐅ ᐱᐅᐅ ᐅᐅᐅᐅᐅᐅᐅᐅ?

п

пзórз

пзórз

пзó

пз

п

пзó

пзórз

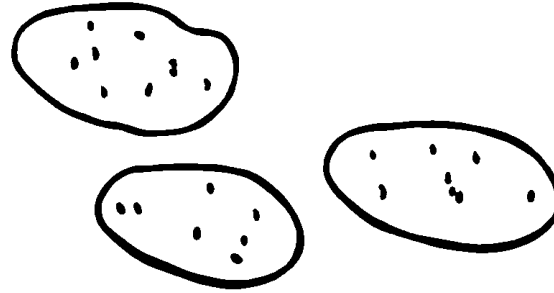
ρ	ó	п
Λ	з	ð
п	õ	ú

пз	пзó	пнó
ρз	ððп	ððпΛΛ
ΛпΛ	óóΛпú	п9QΛз

Lesson 17 (ᐱᕐᕐᕐ)

ᐱᐱᕐᕐᕐ ᠙᠑᠙᠑

ᐱᕐᕐᕐ



ᐱᕐᕐᕐ ᐱᐱᕐᕐ ᐱᕐᕐᕐᕐᕐᕐᕐ ᕐᕐᕐᕐᕐ ᐱᐱᕐᕐᕐ.

ᐱᕐᕐᕐᕐ ᐱᐱᕐᕐᕐᕐᕐ ᐱᐱ ᐱᐱ ᐱᐱᕐᕐᕐᕐᕐᕐᕐ.

ᐱᐱᕐᕐ ᐱᐱᕐᕐ ᐱᐱ ᐱᕐᕐᕐ ᐱᐱᕐᕐ ᐱᐱ ᐱᕐᕐᕐᕐᕐ ᕐᕐᕐᕐᕐ ᕐᕐᕐᕐᕐᕐ.

ᐱᕐᕐᕐ ᕐᕐᕐᕐ ᐱᐱᕐᕐ ᐱᐱ ᐱᕐᕐᕐᕐᕐᕐᕐ ᕐᕐᕐᕐᕐ ᐱᐱᕐᕐᕐ.

ᐱᐱ ᐱᕐᕐ ᐱᕐᕐᕐᕐᕐ ᕐᐱᕐᕐᕐᕐᕐᕐ?
ᐱᕐᕐᕐᕐ ᐱᐱ ᐱᐱ ᐱᕐᕐ ᕐᐱᕐᕐᕐᕐᕐᕐ ᕐᕐᕐ?



ρδφλ<υ

ρδφλ<υ

ρδφλ

ρδ

<υ

φλ<υ

ρδφλ<υ


ρ	φ	<
λ	δ	υ
Η	Ϟ	Ϡ

ρδ	ρϑ	ρϛ
ρϛϞλ	ρϛρϛ	ρϛόλ
πλϞρδ	ρδφλ<υ	ρυό

Lesson 18 (ᐱᑦᑭᑦ)

ᐱᐱᑦᑭᑦ ᑦᑦᑦᑦ

ᑭᐱᐱᑦ



ᑭᐱ ᑭᐱᐱᑦ ᑭᐱᑭᑭᑭ ᐱᑭᑭᑭᑭᑭᑭᑭᑭ ᑭᐱᐱᑭᑭᑭ ᑭᐱᑭᑭ.

ᐱᑭᑭ ᑭᐱᐱᑭᑭᑭ ᑦᑭᑭᑭᑭᑭ ᑭᐱ ᑭᑭᑭ ᑭᑭᑭᑭ ᑭᐱᐱᑦ

ᑭᐱᑭᑭᑭᑭ ᑭᐱᑭᑭ.

ᐱᑭᑭ ᑭᐱ ᑦᑭᑭᑭ ᑭᑭᑭᑭ ᑭᑭᑭᑭ.

1) ᑭᐱᑭᑭ ᑦᑭᑭᑭ ᑭᑭᑭᑭ ᑭᑭᑭᑭᑭᑭ?

2) ᑭᐱᐱᑭᑭ ᑭᐱᑭᑭ ᑭᐱᑭᑭᑭᑭ?



ᠮᠠᠨᠤ

ᠮᠠᠨᠤ

ᠮᠠ ᠨᠤ

ᠨᠤ

ᠨᠤ

ᠨᠤ

ᠮᠠᠨᠤ

ᠮ

ᠠ

ᠨ

ᠨ

ᠨ

ᠨ

ᠨ

ᠠ

ᠨ

ᠮᠠ

ᠨᠠ

ᠨᠠ

ᠨᠠᠨᠠᠨ

ᠨᠨ

ᠨᠠᠨᠠ

ᠨᠨᠨᠨ


ᠨᠨᠨᠨ

ᠨᠠᠨᠠᠨ

Lesson 19 (ᐱᕐᕐᕐ)

ᕐᕐᕐᕐᕐᕐ ᑲᑲᑲᑲ, ᕐᕐᕐᕐᕐᕐᕐᕐ ᑲᑲᑲᑲ

ᐱᕐᕐᕐ



ᐱᕐᕐᕐ ᕐᕐᕐ ᕐᕐᕐᕐ ᕐᕐᕐᕐᕐᕐ.

ᐱᕐᕐ ᐱᕐᕐᕐᕐᕐᕐ ᕐᕐᕐ ᕐᕐᕐ ᕐᕐᕐᕐ.

ᐱᕐᕐ ᐱᕐᕐᕐᕐᕐᕐ ᕐᕐᕐᕐᕐᕐᕐᕐ ᕐᕐᕐᕐᕐᕐ ᕐᕐᕐᕐ.

ᐱᕐᕐᕐᕐᕐᕐ ᕐᕐ ᕐᕐᕐᕐᕐᕐᕐ ᕐᕐ ᕐᕐᕐᕐᕐᕐᕐᕐᕐ.

ᐱᕐᕐᕐᕐᕐᕐᕐ ᕐᕐᕐ ᕐᕐᕐᕐᕐᕐᕐᕐᕐᕐ?

ᐱᕐᕐᕐᕐᕐᕐᕐ ᕐᕐᕐᕐᕐ ᕐᕐᕐᕐᕐᕐᕐ?



◁▷◁▷

◁▷◁▷

◁▷

▷

▷

◁▷

◁▷◁▷

▷

▷

▷

▷◁

▷◁

▷◁

▷

▷

▷

◁▷◁▷

▷◁▷◁

▷◁◁

▷


▷

▷

▷◁

▷◁

▷◁◁▷



ጊዜ ምን ለማለት ገንዘብ. ምን ለማለት ለግብርና ለገንዘብ.
ለምን ጊዜ ምን ለማለት ለገንዘብ. ምን ለማለት ጊዜ ምን ለማለት ለገንዘብ.

ጊዜ ምን ለማለት ለገንዘብ?
ጊዜ ምን ለማለት ለገንዘብ?



으ㅁㅅ

으ㅁㅅ

으ㅁ

으

으

으ㅁ

으ㅁㅅ

으

으

ㅅ

ㅅ

ㅁ

ㅁ

ㅁ

ㅁ

ㅁ

으

으

으

으ㅁ

으ㅁ

ㅁ

ㅁ

ㅁ

으ㅁ

1) ጊሎሳን ዋጋግሎሳንዋሕሳን.

ጊሕሳን ዋጋጋ ገሕ ገሎገሎ ሕሎጋጋ ገሕ.

ገገገገገ ገሎገሕሳንዋሕሳን ገሕገሕገገ ጊሕሳን.

2) ገሕገገገ ገሎገገገገ ገገገገገ

ጊሎገሎ ገገገገገ ገሕ ገገገገገ ገገገገገ ገሕ.

ገሕ ገሎገሎ ገሕ. ገሕ ገሎገሎ ገሕ.



ρ<Ϸ

ρ<Ϸ

ρ<

Ϸ

Ϸ

<Ϸ

ρ<Ϸ

<

Ϸ

⊙

∧

9

⊖

∩

ρ

ρ

Ϸ<∇

∇Ϸ

⊖Ϸ

⊙⊖

Ϸ⊖

⊖⊖

⊙⊖ρ


ρ<∇

∩∧<

Lesson 22 (ဒုတိယ ဝိညာဉ်)

၁၉၉၉ ခုနှစ်

ဂဏန်း



ဒီကနေ့ ဂဏန်း ဝိညာဉ်က ညာဘက် ဝိညာဉ်က
ပုံစံကလေး ဝိညာဉ်က ညာဘက် ဝိညာဉ်က
ပုံစံကလေး ဝိညာဉ်က ညာဘက် ဝိညာဉ်က
ပုံစံကလေး ဝိညာဉ်က ညာဘက် ဝိညာဉ်က
ပုံစံကလေး ဝိညာဉ်က ညာဘက် ဝိညာဉ်က
ပုံစံကလေး ဝိညာဉ်က ညာဘက် ဝိညာဉ်က
ပုံစံကလေး ဝိညာဉ်က ညာဘက် ဝိညာဉ်က
ပုံစံကလေး ဝိညာဉ်က ညာဘက် ဝိညာဉ်က

- 1) ဂဏန်း ဝိညာဉ်က ညာဘက် ဝိညာဉ်က?
- 2) ဝိညာဉ်က ဂဏန်း ဝိညာဉ်က ညာဘက် ဝိညာဉ်က?

ဂ

ဂလုံည

ဂလုံည

ဂလုံ

ဂ

ဂ

ဂလုံ

ဂလုံည

ဂ	လ	ဂ
ဝ	ဝ	ဂ
ဝ	ဂ	ည

ဂဂ	ဂဂ	ဂလ
ဂဝ	ညလ	ဂလဂ
ဂဝဝ	ဂလုံ	ဂလဂဂ



ᄃᄇᄃ

ᄃᄇᄃ

ᄃᄇ

ᄃ

ᄃ

ᄃᄇ

ᄃᄇᄃ

ᄃ

ᄃᄃ

ᄃ

ᄃ

ᄃ

ᄃ

ᄃ

ᄃ

ᄃ

ᄃᄃ

ᄃᄃᄃ

ᄃᄃ

ᄃᄇᄃ

ᄃᄃᄃ

ᄃᄃ

ᄃᄃ

ᄃᄃᄃᄃᄃ

ᄃᄃᄃᄃ

Lesson 24 (ဒုတိယ ဝိညာဉ်)

လူဝတ်စုံ ဝတ်ဆင် လူလူ ယူဆနဲ့

ဝတ်စုံ



ဝတ်စုံက ဝတ်ဆင် ဝတ်စုံက ပြန်.

လူလူ ဝတ်စုံက ပြန်.

လူလူ ဝတ်စုံက ပြန်.

လူလူ လူလူ ဝတ်စုံက ပြန်.

1) ဝတ်စုံက ပြန် ပြန်?

2) ဝတ်စုံက ပြန် ဝတ်စုံက ပြန်?

ᑭᑭᑭᑭ

ᑭᑭᑭᑭ

ᑭᑭ

ᑭ

ᑭ

ᑭᑭ

ᑭᑭᑭᑭ

ᑭ

ᑭᑭ

ᑭᑭᑭᑭ

ᑭᑭ

ᑭ

ᑭᑭ

ᑭᑭᑭᑭ

ᑭᑭ

ᑭᑭᑭᑭ

ᑭᑭ

ᑭᑭᑭᑭᑭᑭ

ᑭᑭᑭᑭ

ᑭᑭᑭᑭ

ᑭᑭᑭᑭᑭᑭ

ᑭᑭᑭᑭ

ᑭᑭᑭᑭᑭᑭ

ᑭᑭᑭᑭᑭᑭ

ᑭᑭᑭᑭᑭᑭ

Revision ሰጠጋ (5)

- ገጽ ፳፭

ገጽ ፳፭ ለገጽ ፳፭



ገጽ ፳፭ ገጽ ፳፭

ገጽ ፳፭ ገጽ ፳፭, ገጽ ፳፭ ገጽ ፳፭
ገጽ ፳፭ ገጽ ፳፭, ገጽ ፳፭ ገጽ ፳፭.

1) ገጽ ፳፭ ገጽ ፳፭

ገጽ ፳፭ ገጽ ፳፭, ገጽ ፳፭ ገጽ ፳፭, ገጽ ፳፭ ገጽ ፳፭.

2) ΠΛόρη ράοοε 9ό<9 ρυρλ
ϕλόρ9 ϕέόλ πλόρλ ρέρλ, πλόρ9 ϕέόλ ϕλόρλ ν9ρλ.

3) ρέ<9ό ρέόρσοε ϕϕρλ
όόόόλ ϕ9όρ9 ϕέπλ, 9 ρλ<ρλϕ, όόόόλ ϕ9όρ9 ϕέπλ.

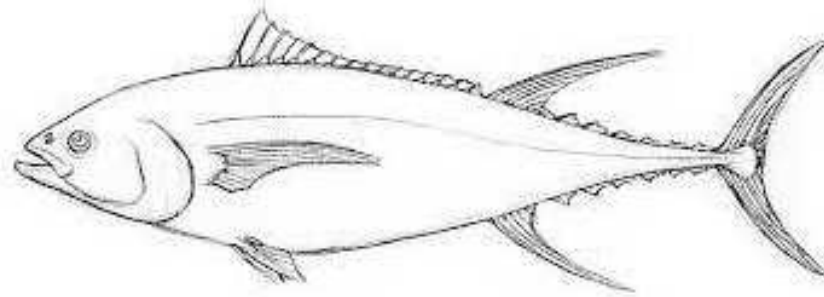
4) ρυρλρζρλ ν9πλ λ9ϕζ λόρλ
ρζν9ρλ ν9πλ όόόόλ ςλρλ

5) ρέ<9ό ρέόρσοε ϕϕρλ
όόόόλ ϕ9όρ9 ϕέπλ, 9 ρλ<ρλϕ, όόόόλ ϕ9όρ9 ϕέπλ.

Lesson 25 (ဒုတိယ ဝိညာဉ်)

အလှူဒါန ၄၄၄၄ အလှူ ဝိညာဉ် ၄၄၄၄

အလှူဒါန



အလှူဒါန ဝိညာဉ် ဝိညာဉ် ဝိညာဉ်.

ဒုတိယ ဝိညာဉ် ဝိညာဉ် အလှူ အလှူ ဝိညာဉ် ဝိညာဉ်.

အလှူ အလှူ ဝိညာဉ် ဝိညာဉ် ဝိညာဉ် ဝိညာဉ် ဝိညာဉ်.

အလှူ ဝိညာဉ် ဝိညာဉ် ဝိညာဉ် ဝိညာဉ်.

အလှူဒါန ဝိညာဉ် ဝိညာဉ် ဝိညာဉ်?

အလှူ ဝိညာဉ် ဝိညာဉ် ဝိညာဉ် ဝိညာဉ်?



ଝରୁଞ୍ଜ

ଝରୁଞ୍ଜ

ଝରୁ

ଝ

ଝ

ଝରୁ

ଝରୁଞ୍ଜ

ଝ	ଞ	ଞ
ଞ	ଞ	ଞ
ଞ	ଞ	ଞ

ଞଞ	ଞଞ	ଞଞଞ
ଞଞଞ	ଞଞ	ଞଞ
ଞଞଞଞ	ଞଞଞ	ଞଞଞଞ

Lesson 26 (ဒုက္ခကဏ္ဍ ဒုက္ခ) needs checking + PIC

၁ ၈၀.၇၈၀၃၀ ၀၀၀၀



၂၈ ၈၀၀၃ ဒုက္ခကဏ္ဍ ဒုက္ခကဏ္ဍ ဝိညာဏ် ဝိညာဏ် ၂၈၀၀ ၂၈၀၀ ၂၈၀၀ ၂၈၀၀
ဝိညာဏ် ၂၈၀၀ ၂၈၀၀ ၂၈၀၀ ၂၈၀၀ ၂၈၀၀ ၂၈၀၀ ၂၈၀၀ ၂၈၀၀ ၂၈၀၀ ၂၈၀၀
၂၈၀၀ ၂၈၀၀ ၂၈၀၀ ၂၈၀၀ ၂၈၀၀ ၂၈၀၀ ၂၈၀၀ ၂၈၀၀ ၂၈၀၀ ၂၈၀၀

၂၈ ၂၈၀၀ ၂၈၀၀ ၂၈၀၀ ၂၈၀၀ ၂၈၀၀ ၂၈၀၀ ၂၈၀၀ ၂၈၀၀ ၂၈၀၀



ΛϞϙ

ϙ
ΛϞϙ - ϙ
ΛϞϙ

ΛϞϙ
ΛϞϙ - ϙ
ϙ

ϙ	⊙	ϙ
⊙	⊙	ϙ
ϙ	ϙ	Λ

ϙ	ϙΛ	⊙
⊙⊙	ϙΛϙ	⊙
⊙⊙	ϙ	ϙ

Lesson 27 (ጳጳስገገግ ሰዕጳጳጳ)

ጳጳ ሰዕ ለሰጳጳጳጳ

ጳጳጳጳ



ጳጳጳጳጳ ጳጳጳ ጳጳጳጳ ጳጳጳ ጳጳ ጳጳጳጳጳጳጳ ጳጳጳጳ ጳጳጳጳጳጳ
ጳጳጳጳጳ.

ጳጳጳ ጳጳጳጳ ጳጳጳ ጳጳጳጳ ጳጳጳጳጳ. ጳጳጳ ጳጳጳጳ ጳጳጳጳጳጳ ጳጳጳጳጳ
ጳጳጳጳጳጳ. ጳጳጳ ጳጳጳጳ ጳጳጳጳጳጳ ጳጳጳጳ ጳጳጳጳ ጳጳጳጳጳጳጳጳጳጳ
ጳጳጳጳጳጳ ጳጳጳጳጳ. ጳጳጳ ጳጳጳጳ ጳጳጳጳጳጳጳ ጳጳጳጳ ጳጳጳጳጳጳጳ.



ᠠᠨᠢᠨᠠᠨ

ᠠᠨᠢᠨᠠᠨ

ᠠᠨᠢ

ᠠᠨ

ᠠᠨ

ᠠᠨᠢ

ᠠᠨᠢᠨᠠᠨ

ᠠᠨ

ᠠᠨ

ᠠ

ᠠᠨ

ᠠᠨ

ᠠᠨ

ᠠᠨ

ᠠᠨ

ᠠᠨ

ᠠᠨᠢ

ᠠᠨᠢ

ᠠᠨᠢ

ᠠᠨᠢᠨᠠᠨ

ᠠᠨᠢᠨᠠᠨ

ᠠᠨᠢᠨᠢ

ᠠᠨᠢᠨᠢ

ᠠᠨᠢᠨᠢ

ᠠᠨᠢᠨᠢᠨᠢ

ဒုဗျာတိ ဝိညာဉ်ကုသိုလ်ကံ ပေတေ ဥပမာပစ္စယိ ဣဒံ "ဝါဒေ ပုဗ္ဗာရိ
 စိတ္တိဗျာတိ" ဝိညာဉ်ကံ။ ဝိညာဉ်ကံ ပစ္စယိကံ ဣဒံ ဝါဒေ
 ပုဗ္ဗာရိကံ။ ဝိညာဉ်ကံ ပစ္စယိ ဥပမာပစ္စယိ ဣဒံ ဝိညာဉ်ကံ
 စိတ္တိဗျာတိ ဝိညာဉ်ကံ ဝါဒေ ပုဗ္ဗာရိကံ ပစ္စယိကံ ဥပမာပစ္စယိ
 ဣဒံ "ဝါဒေ ပုဗ္ဗာရိ စိတ္တိဗျာတိ"။ ဣဒံ ဝိညာဉ်ကံ
 ပုဗ္ဗာရိကံ။ ပစ္စယိ ဝါဒေ ဥပမာပစ္စယိ ဣဒံ ပစ္စယိကံ ဣဒံ။



ᐅᐅᐅᐅ

ᐅᐅᐅᐅ
ᐅᐅᐅ
ᐅ

ᐅ
ᐅᐅᐅ
ᐅᐅᐅᐅ

ᐅ	ᐅ	ᐅ
ᐅ	ᐅ	ᐅ
ᐅ	ᐅ	ᐅ

ᐅᐅ	ᐅᐅ	ᐅᐅᐅᐅ
ᐅᐅᐅ	ᐅᐅᐅ	ᐅᐅᐅ
ᐅᐅ	ᐅᐅ	ᐅᐅᐅᐅ

ጥጅጥጥ
ጊገግግ
ግግግግ



ግግግግግግግግ
ጥጅጥጥ ግግ

ግግግግግግግ ጥጅጥጥ ግግ, ግግግግግግግ ግግ ግግ
ግግግግግግግ ግግግግግግ ግግግግግግ ግግግግግግ ግግ ግግ ግግ ግግ

1) ጠቅላይ ሚኒስትሩ ለ ስልጠና ላይ ለሚገቡ ጥሩ ሰራተኞች
ዘመናዊ ስልጠና ለማድረግ ለሚገቡ ሰራተኞች ለሚገቡ ሰራተኞች

ጠቅላይ ሚኒስትሩ ለ ስልጠና ላይ ለሚገቡ ጥሩ ሰራተኞች ለሚገቡ ሰራተኞች
ዘመናዊ ስልጠና ለማድረግ ለሚገቡ ሰራተኞች ለሚገቡ ሰራተኞች
ዘመናዊ ስልጠና ለማድረግ ለሚገቡ ሰራተኞች ለሚገቡ ሰራተኞች

2) ስልጠና ላይ ለሚገቡ ጥሩ ሰራተኞች ለሚገቡ ሰራተኞች ለሚገቡ ሰራተኞች
ዘመናዊ ስልጠና ለማድረግ ለሚገቡ ሰራተኞች ለሚገቡ ሰራተኞች

ዘመናዊ ስልጠና ለማድረግ ለሚገቡ ሰራተኞች ለሚገቡ ሰራተኞች ለሚገቡ ሰራተኞች
ዘመናዊ ስልጠና ለማድረግ ለሚገቡ ሰራተኞች ለሚገቡ ሰራተኞች

List of colours

በለቀላላ

ጠፀጠላ

ዘገግላ


ፖሮፖላ

ቸዚጃላ


ဒံၤ ဖဲၤ




ဝံၤ ဖဲၤ ဝံၤ



ဒံၤ ဟံၤ



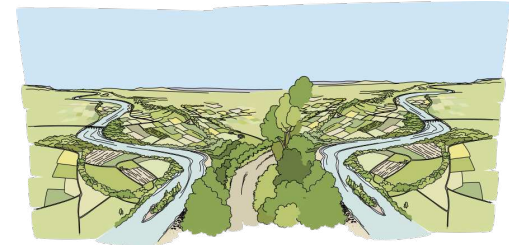
ဝံၤ ဟံၤ ဖဲၤ



ဒံၤ ဟံၤ ဟံၤ



ဝံၤ ဟံၤ ဟံၤ



ဒံၤ ဟံၤ



ဝံၤ ဟံၤ ဟံၤ



ᐱᐅᐅᐅᐅᐅ 3

ᐅᐅᐅᐅᐅ 4

ᐅᐅᐅᐅᐅ 5

ᐅᐅᐅᐅᐅ 6

ᐅᐅᐅᐅᐅᐅ 7

ᐅᐅᐅᐅᐅᐅ 8

ᐅᐅᐅᐅᐅᐅ 9

ᐅᐅᐅᐅᐅᐅ 10

